

Empowering Your Voice

A Guide to Consultations and Public Submissions for PPN Members

Everything you need to know to engage effectively, submit with confidence, and shape the decisions that matter most to your community.





Why Your Voice Matters

The Power of Public Participation

Public Participation Networks (PPNs) are vital civic structures that connect community, voluntary, environmental, and social inclusion groups with local government. They exist to ensure that the people most affected by decisions have a meaningful say in shaping them.

Your input directly influences policies, plans, and legislation that impact your community every day — from housing and transport to environment and social services. When PPN members engage with consultations, they bring real-world perspectives that planners and policymakers cannot afford to ignore.

Why Engagement Matters

- Ensures decisions are inclusive and community-led
- Amplifies the needs of underrepresented groups
- Builds trust between citizens and government
- Creates lasting, evidence-based policy change

Understanding the Consultation Process

Before you can engage effectively, it helps to understand what consultations are, why they exist, and where to find them.



What is a Consultation?

A formal process where government bodies — national and local — seek structured input from the public on proposed policies, legislation, development plans, or strategies before final decisions are made.



Why Does It Matter?

Consultations ensure decisions are informed, inclusive, and reflective of diverse community needs. Without public engagement, policies risk being poorly designed or out of touch with real experience.



Where to Find Consultations

The primary national portal is [gov.uk/government/consultations/](https://www.gov.uk/government/consultations). Also check your Local Authority's website and your PPN Secretariat, who regularly share relevant opportunities with members.

Navigating the PPN Handbook

Your Essential Resource for Participation

The **PPN Handbook** is the definitive guide for PPN stakeholders across Ireland. It provides comprehensive information on the structure, role, and function of PPNs — including how to engage with consultations and represent your group effectively within the network.

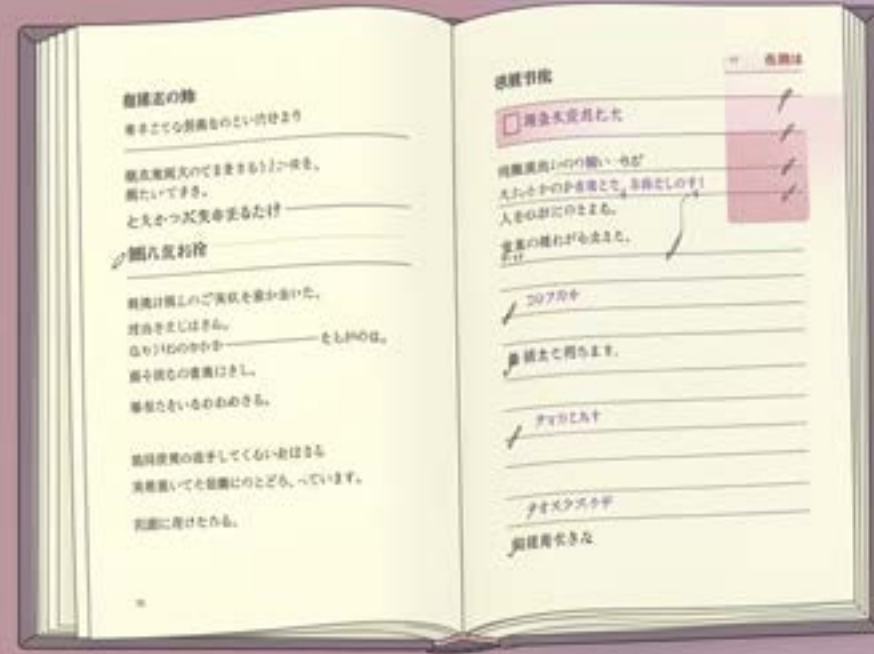
While older versions of the User Guide are now archived, the core principles of participation they established remain highly relevant and are worth reviewing alongside the current handbook.

Access the Official PPN Handbook

Download and read the full handbook from the Department of Rural and Community Development: [PPN Handbook — gov.ie](https://gov.ie/PPNHandbook)

Archived User Guide & Submissions

Review past regional consultation reports and submissions: [PPN User Guide Archive — gov.ie](https://gov.ie/PPNUserGuideArchive)



The Consultation Journey

From Awareness to Action — A Step-by-Step Guide



Step 1: Identify

Monitor [gov.ie/en/consultations/](https://www.gov.ie/en/consultations/), your Local Authority website, and PPN circulars to find consultations relevant to your group's mission and area of work.



Step 3: Gather Input

Discuss the consultation within your group or network. Collect lived experiences, data, and perspectives from your members. A collective, evidence-based voice carries far more weight than an individual opinion.



Step 2: Understand

Read the full consultation document carefully. Identify the key questions being asked, the scope of the proposal, and the deadline for submissions. Note any supporting documents or impact assessments.



Step 4: Submit

Prepare and submit your response before the closing date. Follow the format requested — whether online form, email, or written document — and keep a copy of your submission for your records.

Crafting an Effective Submission

Making Your Voice Heard — A Deep Dive

A well-crafted submission significantly increases the likelihood that your perspective will be taken seriously. Quality matters more than length. Here's how to make every word count:

Be Clear and Concise

State your key points upfront in plain, direct language. Avoid jargon. Decision-makers read hundreds of submissions — clarity and structure help yours stand out. Use headings and bullet points where appropriate.

Provide Evidence

Support every argument with data, research, case studies, or real examples from your community. Reference statistics from reputable sources. Personal testimonies are also powerful — they put a human face on policy impact.

Offer Solutions

Don't only identify problems. Propose specific, constructive alternatives or amendments. Submissions that offer workable solutions demonstrate engagement and are far more likely to influence the final outcome.

Address the Questions

Carefully respond to the specific questions posed in the consultation document. Going off-topic, however well-intentioned, can reduce the impact of your submission. Proofread thoroughly before submitting.

Clarity. Evidence. Solutions.

These three pillars are the foundation of every impactful public submission. When your response is structured around clear arguments, grounded in real evidence, and paired with constructive solutions — decision-makers take notice.

Clarity

Plain language. Logical structure.
Your strongest point first.

Evidence

Data, research, and lived experience
to back every argument.

Solutions

Specific, practical alternatives that move the conversation forward.



Learning from the Past

Example Submissions and Consultation Reports

One of the most effective ways to improve your future submissions is to study examples of past engagement. The Department of Rural and Community Development has published reports from regional consultation meetings and submissions gathered during the PPN User Guide review process.

These documents show how communities across Ireland have engaged, what arguments resonated, and how the feedback was incorporated into revised guidance. Reviewing them can help you model the tone, structure, and depth of your own submissions.

✔ **Access Archived Reports and Submissions**

Reports on Regional Consultation Meetings and member submissions are available at:

[PPN User Guide Archive — gov.ie](#)



Regional Reports

See how communities across different regions framed their responses and priorities.



Member Submissions

Read actual submissions to understand structure, tone, and argumentation that works.

Key Takeaways for Effective Engagement



Be Proactive

Don't wait for issues to escalate. Regularly monitor gov.ie/en/consultations/ and engage early while decisions are still being shaped.



Collaborate

Work with other PPN member groups to develop joint submissions. A united voice from multiple organizations carries significantly more weight with decision-makers.



Be Persistent

Consistent, sustained engagement builds credibility and influence over time. Track consultations you've responded to and follow up on outcomes.



Use Your Resources

The [PPN Handbook](#), your Secretariat, and the gov.ie portal are all here to support you — use them fully.






Your Voice, Your Impact

Shaping the Future Together

Public consultations are a cornerstone of democratic engagement in Ireland. Every submission you make — no matter how large or small your group — contributes to a richer, more representative policymaking process. PPN members are uniquely positioned to bridge the gap between government and community.




Find a Consultation

Visit gov.ie/en/consultations/



Read the Handbook

Download the [PPN Handbook](#)



Submit & Engage

Make your submission and track the outcome



Start Today: Visit gov.ie/en/consultations/ to find your next opportunity to make a real difference in your community.